

# Cities of Opportunity 7

## Stockholm



**#7 overall**

**#1 in Sustainability and the natural environment**

*Cities of Opportunity 7 analyzes the development of 30 global cities, and through their performance seeks to add insight on the policies and actions that make cities function best.*

*Released September 2016*


### **#7 overall**

Stockholm ranks just outside the top 5 this year, maintaining the same rank as *Cities of Opportunity 6*. It is in the top 10 in 8 of 10 indicators. Moreover, Sweden’s capital outcores all other cities in 2 new variables, senior wellbeing and water-related business risk. A stronger performance in cost (tied with Mumbai for #20) and as a city gateway (tied with Milan for #21)—as well as in certain variables such as FDI (#26, tied with San Francisco) and working age population (#28), to name 2—would see the city rise higher in our report.

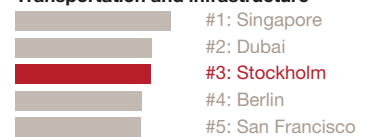
### **#3 in robust and reliable transportation**

Stockholm advances 5 places in transportation and infrastructure, finishing third, just behind Dubai, largely due to its performance in the transportation variables, including a #1 finish in ease of commute. Major construction activity (#22, tied with San Francisco) and affordability of public transport (#26) are the only 2 measures in which Stockholm falls outside the top 10.

#### Overall



#### Transportation and infrastructure



### **Remains #1 in sustainability and the natural environment**

Stockholm continues its rivalry with Sydney this year, tying for the top spot in this indicator for the 2nd report in a row. The Swedish capital jumps 4 places to #1 for the lowest air pollution; finishes 1st in our new measure of water-related business risk; and comes in #2 in park space and recycled waste (tied with Amsterdam in the latter). While the city is very aware of its natural disaster exposure (#12)—ranking 8th in disaster preparedness—there is obviously not much it can do to improve its thermal comfort (#23).

### **Room for improvement in cost...**

Stockholm is down 2 places to #20 (tied with Mumbai) in cost since our last report, and scores in the bottom 10 in 2 key measures for its residents—cost of living (#24) and personal tax (#27). Nonetheless, with a strong performance in affordability of rent (#10), as well as in purchasing power (#11), the city has a good basis from which to rise to a place inside the top 10 in this indicator.

### **...and as a city gateway...**

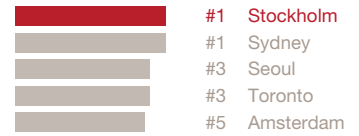
As only 1 of 2 indicators in which Stockholm falls outside the top half (#21, tied with Milan), city gateway could be an area of focus. The city scores poorly in hotel rooms (#26) and passenger flows (#27), although it registers a more positive performance in international association meetings (#11) and airport to CBD access (#12, tied with Paris).

### **Focus on Stockholm**




From his perspective as Chairman of Investor AB and head of one of the world's most prominent business families, Jacob Wallenberg offers deep insight into the issues on which cities and businesses must collaborate, and into the priorities for Stockholm—a city he finds “fantastic” to live in but still with its own room for improvement.

#### **Sustainability and the natural environment**



#### **Cost**



#### **City gateway**

